

# VIASURE

RT-PCR Complete Solution

---

Molecular Diagnostic workflow  
for your lab



**certest**

# Molecular Diagnostics



Gastrointestinal  
infections



Respiratory  
infections



Antimicrobial  
resistance



Tropical & Vector-Borne  
transmission diseases



Sexual Health



Immuno-suppressed  
and Meningitis



Non infectious  
diseases

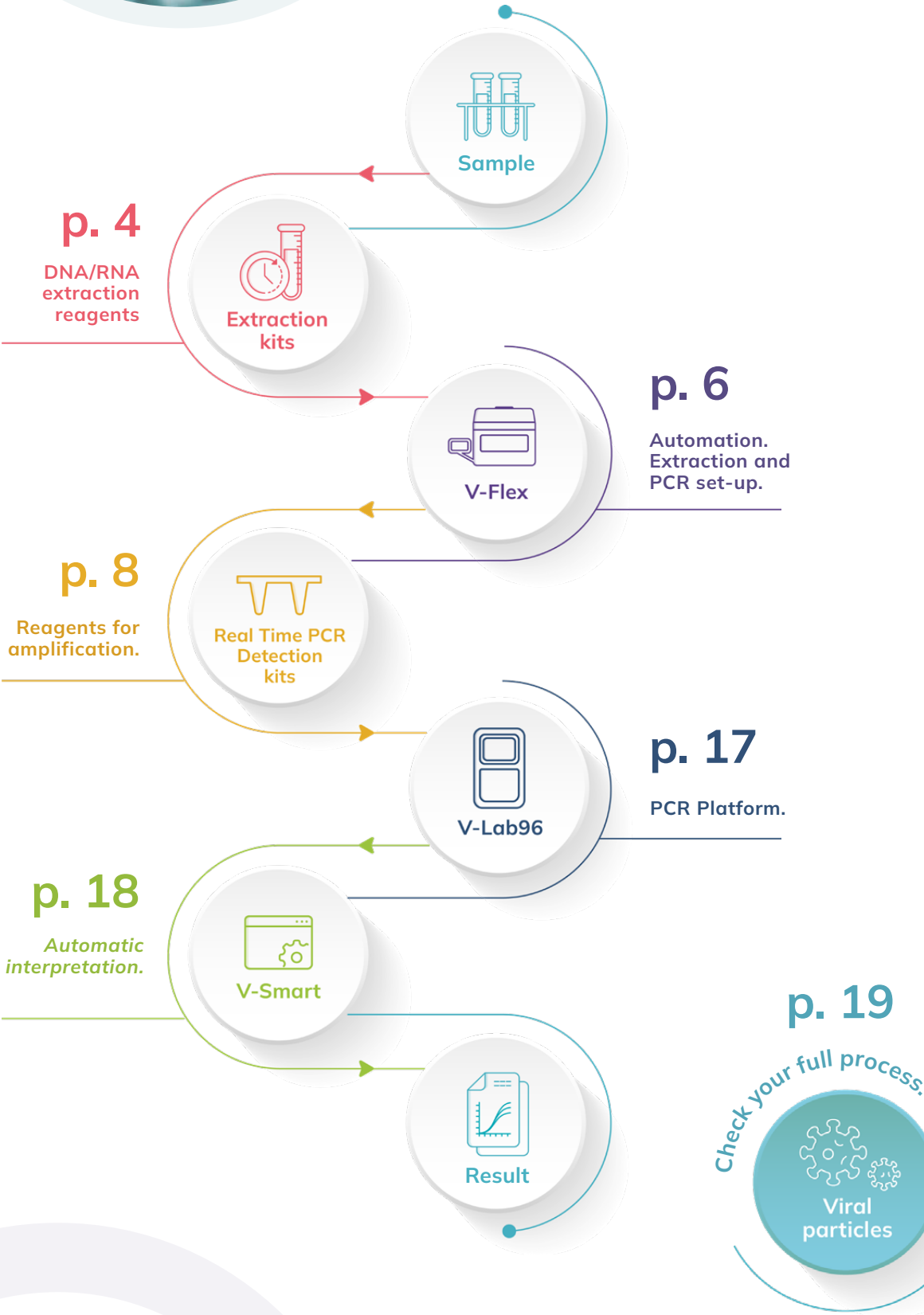


Optimise the performance  
of your laboratory with  
**VIASURE Complete  
Solution**



# VIASURE

## RT-PCR Complete Solution



# VIASURE Resp. viruses Quick Lysis Reagent



Lyophilised reagents in individualised vials for rapid cell lysis. Compatible with VIASURE Real Time PCR products, including SARS-CoV-2 detection kits.



**Ready to use.**



**Quick sample processing  
10 minutes.**



**High Specificity and Sensitivity.**

Detection up to 5 copies/qPCR reaction.

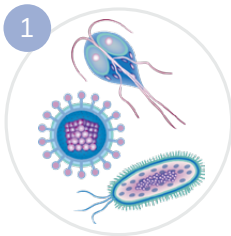


**Compatible with:**

- Nasopharyngeal and oropharyngeal swabs
- Saliva.



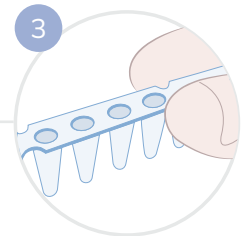
**No freezing** during transport and storage.



SAMPLE COLLECTION



RAPID LYSIS: RNA RELEASE



AMPLIFICATION

Reference	Description
VS-ERN0148	VIASURE Resp. viruses Quick Lysis Reagent, 4x12 tubes, 48 prep.

# VIASURE Extraction Kits



Simultaneous processing of **different types of biological samples**.



**Magnetic beads technology**



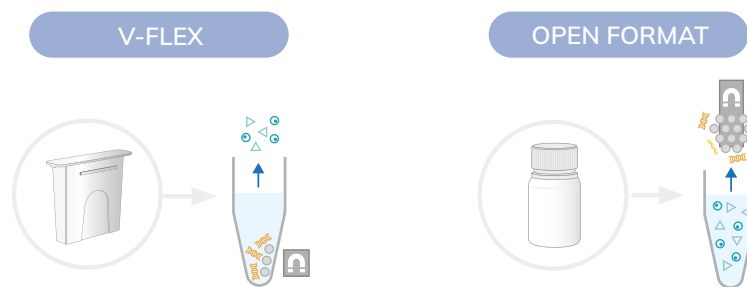
**Starting sample volume: 200 µl**

**Elution volume: 100 µl**



Simultaneous extraction of DNA and RNA from viruses, bacteria, parasites and fungi from different clinical samples.

## ▶ Formats



## VIASURE DNA/RNA Pathogen Extraction Kit



Swabs, saliva, sputum, faeces, and urine.

Reference	Description
VS-EAP0296FX	VIASURE DNA/RNA Pathogens Extraction Kit VIASURE V-Flex, 96 prep
VS-EAP0296OP	VIASURE DNA/RNA Pathogens Extraction Kit VIASURE Open Format, 96 prep

## VIASURE Blood Pathogens Extraction Kit



Optimised for whole blood, plasma, serum, blood and cerebrospinal fluid cultures.

Reference	Description
VS-EAB0196FX	VIASURE Blood Pathogens Extraction Kit for VIASURE V-Flex, 96 prep
VS-EAB0196OP	VIASURE Blood Pathogens Extraction Kit for VIASURE Open Format, 96 prep

# V-Flex

Automated solution for nucleic acid extraction and PCR set-up.



Set-up flexible for different different needs.



**Fully automated** (from 1 to 96 samples) and PCR set-up.



**DNA/RNA purification** from a wide range of samples.



Flexible set-up for **different users and requirements**.



**Easy and fully** traceable sample handling.



**Intuitive** - user friendly integrated Software.



**Full LIS compatibility** and integration.



Configure different **VIASURE PCR Kits** one run.



Exclusive design for **minimum maintenance**.



## ► Features

### Power & Connectivity

100-240 VAC ( $\pm 10\%$ ) / 50/60 Hz

USB-C

LAN port (RJ45, Ethernet)

### Dimensions and Weight

**Weight** 151 kg

**Size (L x W x H)** 782 x 1190 x 1094 mm

### Environmental conditions

<b>Temperature *</b>	15–32°C (59–90°F)
<b>Humidity *</b>	30–80% relative (non-condensing) at 30°C (86°F)
<b>Altitude *</b>	0–2000 m above sea level
<b>Temperature in the workplace</b>	1–60°C (34–140°F)
<b>Overvoltage category</b>	II
<b>Pollution degree</b>	2

\* Indoor only

### Instrument Integrated Modules

<b>UVC Light</b>	UV-C emitting lamp for decontamination of the inside of the instrument housing and work deck.
<b>Loading ID</b>	Loading ID module includes up to six dedicated grid positions for loading and scanning the barReference labels
<b>Integrated computer &amp; Touch Screen</b>	User interaction touch screen display. No need of extra laptop / PC.
<b>Termoshaker</b>	Integrated Heating/Shaking device
<b>HEPA filter unit (HEFU)</b>	Air flow can be adjusted to blow filtered air in the enclosure or extract air by passing the filter.
<b>Cooling Module</b>	Cooling block for elution plate.

### Pipetting System

<b>Volume Range</b>	1 $\mu$ l to 5000 $\mu$ l
<b>Process Security</b>	cLLD (capacitive Liquid Level detection)
<b>Precision (CV)</b>	1 $\mu$ l: $\leq 5\%$   200 $\mu$ l: $\leq 2\%$   1000 $\mu$ l: $\leq 2\%$



# VIASURE Real Time PCR Detection Kits



## Gastrointestinal infections

### ► Multiplex

Reference	Description
<b>AEY</b>	Aeromonas + Yersinia enterocolitica
<b>BLD</b>	Blastocystis hominis + Dientamoeba fragilis
<b>CDA</b>	Clostridium difficile toxins A+B
<b>CLA</b>	H. pylori + Clarithromycin resistance
<b>CLJ</b>	Campylobacter coli, C. lari & C. jejuni
<b>ECT</b>	E. coli typing (2 wells): (E. coli ETEC + EIEC) + (E. coli EHEC, EPEC & EIEC)
<b>EEE</b>	E. coli EHEC, EPEC & EIEC
<b>ESE</b>	E. coli ETEC + EIEC
<b>KGE</b>	Cryptosporidium, Giardia & E. histolytica
<b>NOR</b>	Norovirus GI + GII
<b>SCS</b>	Salmonella, Campylobacter & Shigella/EIEC
<b>SCY</b>	Salmonella, Campylobacter & Yersinia enterocolitica

### ► Monoplex

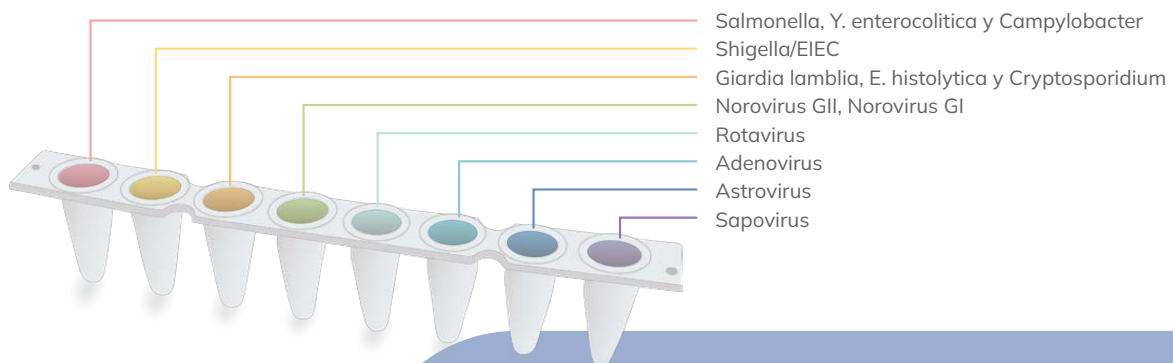
Reference	Description
<b>ADV</b>	Adenovirus
<b>ATV</b>	Astrovirus
<b>CAM</b>	Campylobacter
<b>CDS</b>	Clostridium difficile
<b>CIA</b>	Clostridium difficile toxins A/B
<b>CTB</b>	Clostridium difficile toxB
<b>DIE</b>	Dientamoeba fragilis
<b>ETD</b>	Entamoeba dispar
<b>ETH</b>	Entamoeba histolytica
<b>GIA</b>	Giardia lamblia
<b>KRY</b>	Cryptosporidium
<b>NOG</b>	Norovirus GI
<b>NOP</b>	Norovirus GII
<b>PYR</b>	Helicobacter pylori
<b>RTV</b>	Rotavirus
<b>SAV</b>	Sapovirus
<b>SAM</b>	Salmonella
<b>SHY</b>	Shigella/EIEC (Enteroinvasive Escherichia coli)
<b>YER</b>	Yersinia enterocolitica



► Panels

Targets	GP01	GP02	GP03	GP04
Adenovirus	●			
Aeromonas spp. + Yersinia enterocolitica		●	●	
Astrovirus	●			
Blastocystis hominis + Dientamoeba fragilis		●		
Campylobacter coli, C. lari & C. jejuni				●
Clostridium difficile		●		
Clostridium difficile toxB		●		
Clostridium difficile toxins A + B				●
Cryptosporidium, Giardia & E. histolytica	●	●		
E. coli ETEC + EIEC		●	●	
E. coli EHEC, EPEC & EIEC		●	●	●
Norovirus GI + GII	●			
Rotavirus	●			
Salmonella, Campylobacter & Y. enterocolitica	●			●
Salmonella, Campylobacter & Shigella/EIEC		●	●	
Sapovirus	●			
Shigella/EIEC	●			

Real Time PCR Detection kits



Panel GP01

**Multiplex diagnostic: a unique thermal protocol, for multiple parameters to be detected simultaneously**



## Respiratory infections

### ► Multiplex

Reference	Description
<b>ABC</b>	Flu A, Flu B & SARS-CoV-2
<b>ABR</b>	Flu A, Flu B & RSV
<b>AMB</b>	Adenovirus, Metapneumovirus & Bocavirus
<b>ASP</b>	Aspergillus differentiation (A. fumigatus, A. flavus, A. terreus)
<b>BDT</b>	Bordetella (B. pertussis, B. parapertussis & B. holmesii)
<b>CML</b>	C. pneumoniae, M. pneumoniae & L. pneumophila
<b>CFR</b>	SARS-CoV-2, Flu & RSV
<b>COR</b>	Coronavirus (229E, NL63, OC43 & HKU1)
<b>ERNCO2</b>	Quick SARS-CoV-2 (Resp. Viruses Quick Lysis + SARS-CoV-2)
<b>HSM</b>	H. influenzae, S. pneumoniae & M. catarrhalis
<b>HXN</b>	Flu Typing II (H1N1, H5N1, H3N2 & H7N9)
<b>H13</b>	Flu Typing I (H1N1 + H3N2)
<b>IAB</b>	Flu A + Flu B
<b>MER</b>	MERS Coronavirus (2 wells)
<b>MTD</b>	M. tuberculosis complex + Non-tuberculosis mycobacteria
<b>NCO2</b>	SARS-CoV-2 (ORF1ab & N genes)
<b>NCO3</b>	SARS-CoV-2 (N1 + N2)
<b>NCO4</b>	SARS-CoV-2 Triplex (ORF1ab, E & N genes)
<b>PIZ</b>	Parainfluenza (2 wells): (1, 3 & 2, 4)
<b>RHE</b>	Rhinovirus + Enterovirus
<b>RPA</b>	Respiratory Viral Panel I (2 wells): (Flu A, Flu B & RSV) + (H1N1, H5N1, H3N2 & H7N9)
<b>RSV</b>	RSV A + B
<b>SUK2</b>	SARS-CoV-2 del 69/70, ORF1ab & N genes
<b>VAI</b>	SARS-CoV-2 Variant II (P681R, L452R, E484Q)
<b>VAO</b>	SARS-CoV-2 Variant III (Q954H, A2710T)
<b>VAR</b>	SARS-CoV-2 Variant I (E484K, K417N, K417T, N501Y)

### ► Monoplex

Reference	Description
<b>BVS</b>	Bocavirus
<b>GAS</b>	Group A Streptococcus
<b>HNV</b>	Influenza A(H1N1)pdm09
<b>JIR</b>	Pneumocystis jirovecii (q)
<b>LGN</b>	Legionella pneumophila
<b>MPV</b>	Human metapneumovirus
<b>MTC</b>	M. Tuberculosis complex
<b>RSA</b>	RSV A
<b>RSB</b>	RSV B
<b>YIA</b>	Influenza A
<b>YIB</b>	Influenza B

(q) Quantitative

► Panels

Targets	RP01	RP02	RP03	RP04	RP05	RP06
Adenovirus, Metapneumovirus & Bocavirus	●	●	●	●	●	●
C. pneumoniae, M. pneumoniae & L. pneumophila		●	●			
Coronavirus (229E, NL63, OC43 & HKU1)	●	●	●	●	●	●
SARS-CoV-2 (ORF1ab & N genes)						●
Flu A + Flu B		●		●		
Flu A, Flu B & RSV	●		●		●	●
Flu Typing I (H1N1 & H3N2)						●
Flu Typing II (H1N1, H5N1, H3N2 & H7N9)		●				
H. influenzae, S. pneumoniae & M. catarrhalis			●		●	
Influenza H1N1				●		
MERS Coronavirus (2 wells)	●●					
Parainfluenza (1, 3 & 2, 4) (2 wells)	●●	●●	●●	●●	●●	●●
Rhinovirus + Enterovirus	●		●	●	●	●
RSV A + B		●		●		
Legionella pneumophila					●	

NEW

Real Time PCR Detection kits

# Work flow





## Tropical & Vector-Borne transmission diseases

### ► Multiplex

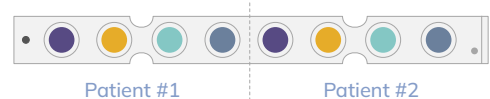
Reference	Description
<b>BAC</b>	Borrelia, Anaplasma & C. burnetii
<b>DES</b>	Dengue Serotyping (2 wells): (Dengue 1, 4 & 2, 3)
<b>MAD</b>	Malaria differentiation (2 wells): (P. malariae, P. knowlesi & P. ovale) + (P. falciparum + P. vivax)
<b>TBD</b>	Tick Borne Diseases (3 wells): (Borrelia, Anaplasma & C. burnetii) + (Rickettsia, Babesia & Ehrlichia) + (TBEV)
<b>ZDC</b>	Zika, Dengue & Chikungunya Virus

### ► Monoplex

Reference	Description
<b>CCV</b>	Crimean-Congo Hemorrhagic Fever Virus
<b>CHA</b>	Trypanosoma cruzi (Chagas)
<b>CHI</b>	Chikungunya Virus
<b>DEN</b>	Dengue Virus
<b>FEV</b>	Yellow Fever Virus
<b>JEV</b>	Japanese Encephalitis Virus
<b>LEI</b>	Leishmania
<b>MAL</b>	Malaria (q)
<b>MPX</b>	Monkeypox Virus
<b>MYV</b>	Mayaro Virus
<b>TGO</b>	Toxoplasma gondii (1)
<b>WNV</b>	West Nile Virus
<b>ZIK</b>	Zika Virus

### ► Panel

Targets	TP01
Zika, Dengue & Chikungunya Virus	●
West Nile Virus	●
Yellow Fever Virus	●
Mayaro Virus	●



(q) Quantitative  
(1) Research Use Only

# Sexual health

## Multiplex

Reference	Description
CGT	C. albicans, G. vaginalis & T. vaginalis
CTN	N. gonorrhoeae + C. trachomatis
HHT	Herpes virus 1, Herpes virus 2 & Treponema pallidum
HPV	Human Papilloma Virus 16 + 18
HRP	High Risk Papilloma (2 wells): (16), (18) & (35/58/66) + (33/45/51), (52/59/68) & (31/39/56)
MGR	Macrolide resistance-associated mutations (23S rRNA)
NCR	Neisseria gonorrhoeae ciprofloxacin resistant
STD	Sexually transmitted diseases (2 wells): (N. gonorrhoeae, C. trachomatis & M. genitalium) + (T. vaginalis, U. urealyticum, U. parvum & M. hominis)

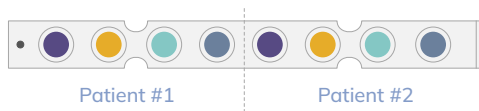
## Monoplex

Reference	Description
AVA	Atopobium vaginae (1)
CAU	Candida auris (1) <span style="float: right;">NEW</span>
GBS	Streptococcus B
LGV	C. trachomatis (LGV)
TPA	Treponema pallidum

## Panels

Targets	SP01	SP02 (1)
N. gonorrhoeae, C. trachomatis & M. genitalium	●	
T. vaginalis, U. urealyticum, U. parvum & M. hominis	●	
Herpes virus 1, Herpes virus 2 & Treponema pallidum	●	
C. albicans, G. vaginalis & T. vaginalis	●	
Human Papillomavirus Genotyping (16, 18, 31, 35)		●
Human Papillomavirus Genotyping (33, 59, 56, 58)		●
Human Papillomavirus Genotyping (68, 73, 26, 82)		●
Human Papillomavirus Genotyping (51, 69, 39, 66)		●
Human Papillomavirus Genotyping (53, 52, 45)		●
Human Papillomavirus Genotyping (11, 70, 43)		●
Human Papillomavirus Genotyping (42, 40, 54)		●
Human Papillomavirus Genotyping (61, 44, 6)		●

Panel SP01



Panel SP02



(1) Research Use Only

Real Time PCR Detection kits



# Immunosuppressed and Meningitis

## ▶ Multiplex

Reference	Description
<b>BJV</b>	BK + JC Virus
<b>HHZ</b>	Herpes Virus 1, Herpes Virus 2 & Varicela Zoster Virus
<b>HHV</b>	Human Herpes Virus 6, 7 & 8
<b>MEP</b>	Mumps, Enterovirus & Parechovirus
<b>NEU</b>	Adenovirus, CMV, EBV & Parvovirus B19 (1)
<b>HNS</b>	H. influenzae, N. meningitidis & S. pneumoniae
<b>SLE</b>	S. agalactiae, L. monocytogenes & E. coli

## ▶ Monoplex

Reference	Description
<b>BKQ</b>	BK Virus (q)
<b>CMV</b>	Cytomegalovirus (q)
<b>EBV</b>	Epstein-Barr Virus (1) (q)
<b>HBV</b>	Hepatitis B Virus (1) (q)

## ▶ Panel

Targets	MP01 (1)
Human Herpes Virus 6, 7 & 8	●
Herpes Virus 1, Herpes Virus 2 & Varicela Zoster Virus	●
Mumps, Enterovirus & Parechovirus	●
Adenovirus, CMV, EBV & Parvovirus B19	●



# Non infectious diseases

## ▶ Multiplex

Reference	Description
<b>CEL</b>	HLA celiac (2 wells): (DQA1*05, DQB1*03:02, DQB1*02 & HBB gene (-globin)) & (DQA1*02, DQA1*03 & no DQB1*02)
<b>RNP</b>	Control RNase P (1)

(q) Quantitative  
(1) Research Use Only



# Antimicrobial resistance and sepsis

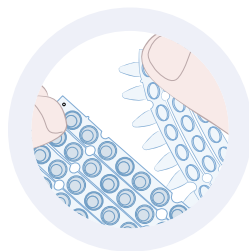
## ► Multiplex

Reference	Description
VAN	Vancomycin resistance
EFF	Enterococcus faecalis + Enterococcus faecium
MSA	Methicillin-resistant Staphylococcus aureus (2 wells): (MRSA, MSSA and/or MRCoNS)
CPE	Carbapenemase-producing Enterobacteriaceae (2 wells): (NDM + VIM) + (OXA, KPC & IMP)
BLC	CTX, TEM, SHV & mcr
EAC	Enterobacter, A. baumannii & E. coli
PKP	P. aeruginosa, K. pneumoniae & P. mirabilis
CLA	H. pylori + Clarithromycin resistance
MGR	Macrolide resistance-associated mutations (23S rRNA)
NCR	Neisseria gonorrhoeae ciprofloxacin resistant

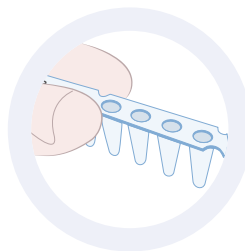


## Genetic diseases

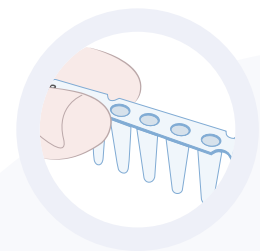
Real Time PCR Detection kits



**Plates in low (0,1 ml) and high (0,2 ml) profile**



**Low Profile strip (0,1 ml)**



**High Profile strip (0,2 ml)**



**2ml Tube (Only for Multiplex and Monoplex Kits)**



**Rotor-Gene Tube**

## Available formats

## ► Compatibility guidance

Please, verify the table and **check the specifications of your equipment before running the RT-PCR**. If the equipment does not appear in the list below, contact your supplier.

Low Profile Cyclers (0,1ml)		
Manufacturer	Model	
Agilent Technologies	AriaMx/AriaDx Real-Time PCR System	
	7500 Fast / 7500 Fast Dx Real-Time PCR System <sup>(1),(6)</sup>	
	QuantStudio™ 12K Flex 96-well Fast	
	QuantStudio™ 6 Flex 96-well Fast	
	QuantStudio™ 7 Flex 96-well Fast	
	Applied Biosystems	QuantStudio™ 3 Fast Real-Time PCR System
		QuantStudio™ 5 Fast / QuantStudio™ 5 Real-Time PCR System
		StepOne Plus™ Real-Time PCR System <sup>(2)</sup>
		StepOne™ <sup>(2),(3)</sup>
	ViiA™ 7 Fast	
Azure Biosystems	Azure Cielo 3 <sup>(4)</sup>	
	Azure Cielo 6	
BIONEER	Exicycler™ 96 Fast	
Bio-Rad	CFX96TM / CFX96TM IVD Real-Time PCR Detection System	
	Mini Opticon™ Real-Time PCR Detection System <sup>(4)</sup>	
Roche	CFX Opus 96	
	LightCycler® 480 Real-Time PCR System <sup>(6),(7)</sup>	
	LightCycler® 96 Real-Time PCR System	
	Cobas z480 Analyzer <sup>(6),(7)</sup>	

Special Formats <sup>(5)</sup>	
Manufacturer	Model
Bio Molecular Systems	Mic Real Time PCR Cyclers
Cepheid	SmartCycler®
Qiagen	Rotor-Gene® Q

High Profile Cyclers (0,2ml)	
Manufacturer	Model
Abbott	Abbott m2000 <sup>(6)</sup>
Agilent	Mx3000P™ / Mx 3005P™
Analytik Jena	qTower <sup>(7)</sup>
	7300 <sup>(3),(6)</sup>
Applied Biosystems	7500 <sup>(6)</sup>
	7900 HT <sup>(2)</sup>
	ABI PRISM 7000 <sup>(2)</sup>
	ABI PRISM 7700 <sup>(2)</sup>
	QuantStudio™ 12K Flex 96-well
	QuantStudio™ 6 Flex 96-well
	QuantStudio™ 7 Flex 96-well
	QuantStudio™ 3 Real-Time PCR System
	QuantStudio™ 5 Fast / QuantStudio™ 5 Real-Time PCR System
	ViiA™ 7 Real-Time PCR System
BIOER	QuantGene 9600
BIONEER	Exicycler™ 96
	CFX96TM Deep Well / CFX96TM Deep Well IVD
	iCycler iQ™ Real-Time PCR Detection System
	iCycler iQ™5 Real-Time PCR Detection System
Bio-Rad	My iQ™ Real-Time PCR Detection System <sup>(4)</sup>
	My iQ™2 Real-Time PCR Detection System <sup>(4)</sup>
DNA-Technology	DTprime
	DTlite
Eppendorf	Mastercycler™ ep realplex
Qiagen	QIAquant 96 <sup>(7)</sup>
VIASURE	V-Lab96

- (1) Select Ramp Speed "Standard" in New Experiment/Advanced Set-up/Experiment Properties. When using the Applied Biosystems 7500 Fast with strips it is recommended to place a plate holder to reduce the risk of crushed tube (Ref. PN 4388506)..
- (2) No Cy5 caption.
- (3) No ROX caption.
- (4) Only FAM and HEX caption.
- (5) The product must be reconstituted following the appropriate procedure (see Test procedure) and transferred to the specific tubes for Mic, SmartCycler®, Rotor-Gene® Q.
- (6) A special grid is needed to fit these real-time PCR kits.
- (7) Specific compensation color is required.



# V-Lab96

Viasure Real Time PCR platform

VIASURE V-Lab96 allows users to analyze 96 samples simultaneously for qualitative and quantitative Real Time PCR.



Improved optical system for **high specificity and sensitive** detection.



**Reduced operating time.**



**High sample throughput** in diagnostic lab applications.



**Data registering** and accounting in electronic format for LIS connection.



**Power-off protection**



**Integrated 10.4-inch touch screen.**



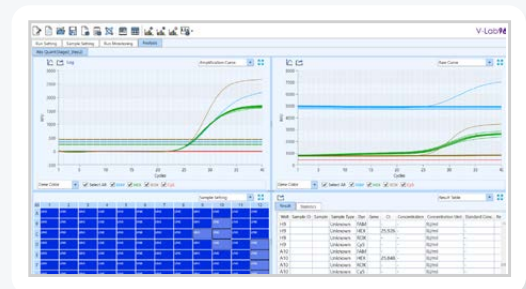
**Compatible with all VIASURE Real Time PCR Detection Kits.**



**Qualitative & Quantitative** data analysis.



**Automatic interpretation** and analysis of results



**VIASURE V-Lab96** software screen.

# V-Smart

Automatic interpretation

**VIASURE V-Smart** allows the analyse and interpretation of the VIASURE Real Time PCR assays.

The **VIASURE V-Smart** software facilitates the conversion of the PCR raw data into test results with minimal manual intervention.



**Intuitive and easy to use user-friendly interface**



**Machine-learning based**



**Automatic results PCR interpretation**



**LIS connection & Report**



**Big range of RT-PCR Thermocyclers**



## PCR platforms compatibility

- Agilent Technologies
- Applied Biosystems
- BIO-RAD
- DNA-Technology
- VIASURE 48/VIASURE 96
- Qiagen-Rotorgene
- Roche
- Neos
- V-Lab96

# VIASURE RNA Viral Particles

Monitor the whole process, from nucleic acid extraction to amplification.

## ► Available Kits

Reference	Description
<b>VS-VP1NCO</b>	VIASURE Viral <b>SARS-CoV-2</b> Positive Control Kit
<b>VS-VP1SUK</b>	VIASURE Viral <b>SARS-CoV-2 Alpha (B.1.1.7)</b> Positive Control Kit
<b>VS-VP1SSA</b>	VIASURE Viral <b>SARS-CoV-2 Beta (B.1.351)</b> Positive Control Kit
<b>VS-VP1SBR</b>	VIASURE Viral <b>SARS-CoV-2 Gamma (P.1)</b> Positive Control Kit
<b>VS-VP1SDL</b>	VIASURE Viral <b>SARS-CoV-2 Delta (B.1.617.2)</b> Positive Control Kit
<b>VS-VP1SWT</b>	VIASURE Viral <b>SARS-CoV-2 Total</b> Positive Control Kit
<b>VS-VP1ABR</b>	VIASURE Viral <b>ABR</b> Positive Control Kit
<b>VS-VP1YIA</b>	VIASURE Viral <b>Influenza A (H1N1)</b> Positive Control Kit
<b>VS-VP1YIB</b>	VIASURE Viral <b>Influenza B</b> Positive Control Kit
<b>VS-VP1ZIKRUO</b>	VIASURE Viral <b>Zika Total</b> Positive Control Reagents RUO
<b>VS-VP1DEB</b>	VIASURE Viral <b>Dengue 2</b> Positive Control Kit
<b>VS-VP1DTTRUO</b>	VIASURE Viral <b>Dengue 1, 2, 3 &amp; 4 Total</b> Positive Control Reagents RUO
<b>VS-VP1CHI</b>	VIASURE Viral <b>Chikungunya</b> Positive Control Kit
<b>VS-VP1CHTRUO</b>	VIASURE Viral <b>Chikungunya Total</b> Positive Control Reagents RUO
<b>VS-VP1WNTRUO</b>	VIASURE Viral <b>West Nile Virus Total</b> Positive Control Reagents RUO

How do these controls help you in the lab process?



**Monitor instrument performance.**



**Improve the diagnosis process:** nucleic acid extraction, amplification, and detection quality.



Allow you to obtain **comparable results** between different assays and platforms.



Validate and verify different assays complying with **regulatory requirements.**

# VIASURE RT-PCR Complete Solution

provides a perfect combination of products and tools for your lab.



“Ready & Easy-to-use” kits.  
Lyophilised reagents



Shipping and storage at room temperature.  
Shelf-life: 24 months



Validated according to ISO 13485  
and CE marked



Unique thermal protocol: multiple  
parameters simultaneously in a single PCR

# VIASURE

by **certest**

Certest Biotec, S.L.  
Pol. Industrial Río Gállego II · Calle J, N°1  
50840, San Mateo de Gállego, Zaragoza (Spain)  
Tel. (+34) 976 520 354  
salesmdx@certest.es · [www.certest.es](http://www.certest.es)

VIASURE/GEN-1223EN

Modification rights reserved. All rights reserved. © Certest Biotec, S.L.  
The products, services and data set out in this document may suffer changes and/or variations on the texts and pictures shown.